

# ART - Arthroscopy

<u>Table of contents</u>		Page
Index		1
<hr/>		
<b><u>Endoscopes:</u></b>	Arthroscopes	
	Ø 4 mm - <i>HD-Line</i> & <i>A-Line</i> (Standard)	2
	Ø 4 mm - Other connections & <i>X-Line</i> (Low-Cost)	3
	Ø 1,7 mm - 1,9 mm - 2,4 mm - 2,7 mm	4
	Ø 2,9 mm - 3 mm - 5 mm	5
<hr/>		
<b><u>Trocar Sleeves &amp; Trocars:</u></b>	for Endoscopes with	
	Ø 4,0 mm	6
	Ø 2,7 mm	7-9
	Ø 1,7 mm & 1,9 mm	10
<hr/>		
<b><u>Punches:</u></b>	Hook Punches	
	Ø 3,4 mm	11-14
	Ø 2,8 mm	15-18
	Scissors Punches	19
	Slim Punches	
	Ø 3,4 mm	20-21
	Ø 2,8 mm	22-23
	Wide Square Punches	24-27
	Large Punches	28-29
	Extra Large Punches	30-31
	Special Punches	32-33
<hr/>		
<b><u>Other Instruments:</u></b>	Hook Scissors	
	Ø 3,4 mm	34
	Ø 2,8 mm	35
	Biopsy & Grasping Forceps	
	Ø 3,4 mm	36
	Ø 2,8 mm	37
	Mini Instruments	38
	Hand instruments	39
	Instruments for 2nd Puncture & Irrigation Cannulas	40

## Arthroscopes Ø 4 mm - *HD-Line* & *A-Line* (Standard)



Ø Working length Direction of view REF.-NO. :

Arthroscopes - **HD-Line** - **HIGH DEFINITION**:

4 mm	17,50 cm	0°	500.0400.HD
		30°	500.0430.HD
		45°	500.0445.HD
		70°	500.0470.HD

Arthroscopes - **A-Line** (Standard):

4 mm	14,20 cm	0°	503.0400.A
		30°	503.0430.A
		45°	503.0445.A
		70°	503.0470.A
	17,50 cm	0°	500.0400.A
		30°	500.0430.A
		45°	500.0445.A
		70°	500.0470.A
	18,75 cm	0°	502.0400.A
		30°	502.0430.A
		45°	502.0445.A
		70°	502.0470.A

## Arthroscopes Ø 4 mm - Other connections & X-Line (Low-Cost)



Ø	Working length	Direction of view	REF.-NO.
---	----------------	-------------------	----------

**Arthroscopes - *A-Line* (Standard) - Richard Wolf® connection:**

4 mm	17,0 cm	0°	500.0405.A
		30°	500.0425.A
	17,6 cm	70°	500.0475.A

**Arthroscopes - *A-Line* (Standard) - Olympus® connection:**

4 mm	15,80 cm	0°	507.0400
		30°	507.0430
		30°	507.0470

**Arthroscopes - *X-Line* (Low-Cost):**

4 mm	17,50 cm	0°	500.0400.X
		30°	500.0430.X
		70°	500.0470.X

## Arthroscopes Ø 1,7 mm - 1,9 mm - 2,4 mm - 2,7 mm



Ø	Working length	Direction of view	REF.-NO.
<b>Arthroscopes - <i>A-Line</i> (Standard):</b>			
1,7 mm	6,00 cm	0°	500.1700
		15°	500.1715
	11,00 cm	0°	500.1700.L
		15°	500.1715.L
1,9 mm	6,90 cm	0°	500.1900
		30°	500.1930
	10,20 cm	0°	501.1900
		30°	501.1930
2,4 mm	11,00 cm	0°	501.2400.110
		30°	501.2430.110
	12,00 cm	0°	501.2400
		30°	501.2430
2,7 mm	11,00 cm	0°	501.2700.A
		30°	501.2730.A
		70°	501.2770.A
	14,00 cm	0°	503.2700.A
		30°	503.2730.A
		70°	503.2770.A
	17,50 cm	0°	500.2700.A
		30°	500.2730.A
		70°	500.2770.A
	18,75 cm	0°	502.2700.A
		30°	502.2730.A
		70°	502.2770.A

## Arthroscopes Ø 2,9 mm - 3 mm - 5 mm



Ø Working length Direction of view REF-NO. :

Arthroscopes - **A-Line** (Standard):

2,9 mm	11,00 cm	0°	501.2900.A
		30°	501.2930.A
		70°	501.2970.A
	14,00 cm	0°	503.2900.A
		30°	503.2930.A
		70°	503.2970.A
	17,50 cm	0°	500.2900.A
		30°	500.2930.A
		70°	500.2970.A
	18,75 cm	0°	502.2900.A
		30°	502.2930.A
		70°	502.2970.A

3,0 mm	14,00 cm	0°	503.0300.A
		30°	503.0330.A
		70°	503.0370.A
	17,50 cm	0°	500.0300.A
		30°	500.0330.A
		70°	500.0370.A

5,0 mm	17,50 cm	0°	500.0500.A
		30°	500.0530.A
		70°	500.0570.A

## Trocar Sleeves - for Endoscopes with Ø 4 mm - WL 17,50 cm




	Ø	Stopcocks	Direction of view	REF.-NO.
<u>Standard:</u>				
Trocar Sleeve	5,5 mm	2 rotatable	0°-70°	510.0421
Trocar (sharp)				510.0403
Obturator (blunt)				510.0405
<u>Other Sleeves:</u>				
		2 rotatable	30°	510.0421.30
		1 rotatable	0°-70°	510.0422
		1 rotatable	30°	510.0422.30
		2 fixed	0°-70°	510.0401
		2 fixed	30°	510.0401.30
		1 fixed	0°-70°	510.0402
		1 fixed	30°	510.0402.30

## Trocar Sleeves - for Endoscopes with Ø 2,7 mm - WL 17,50 cm



	Ø	Stopcocks	Direction of view	REF.-NO.
<u>Standard:</u>				
Trocar Sleeve	4,0 mm	2 rotatable	0°-70°	512.2721
Trocar (sharp)				512.2703
Obturator (blunt)				512.2705
<u>Other Sleeves:</u>				
		2 rotatable	30°	512.2721.30
		1 rotatable	0°-70°	512.2722
		1 rotatable	30°	512.2722.30
		2 fixed	0°-70°	512.2701
		2 fixed	30°	512.2701.30
		1 fixed	0°-70°	512.2702
		1 fixed	30°	512.2702.30

## Trocar Sleeves - for Endoscopes with Ø 2,7 mm - WL 11 cm



	Ø	Stopcocks	Direction of view	REF.-NO.
<u>Standard:</u>				
Trocar Sleeve	4,0 mm	2 rotatable	0°-70°	511.2721
Trocar (sharp)				511.2703
Obturator (blunt)				511.2705
<u>Other Sleeves:</u>				
		2 rotatable	30°	511.2721.30
		1 rotatable	0°-70°	511.2722
		1 rotatable	30°	511.2722.30
		2 fixed	0°-70°	511.2701
		2 fixed	30°	511.2701.30
		1 fixed	0°-70°	511.2702
		1 fixed	30°	511.2702.30




## Trocar Sleeves - for Endoscopes with Ø 2,7 mm - WL 18,75 cm



	Ø	Stopcocks	Direction of view	REF.-NO.
<u>Standard:</u>				
Trocar Sleeve	4,0 mm	2 rotatable	0°-70°	510.2721
Trocar (sharp)				510.2703
Obturator (blunt)				510.2705
<u>Other Sleeves:</u>				
		2 rotatable	30°	510.2721.30
		1 rotatable	0°-70°	510.2722
		1 rotatable	30°	510.2722.30
		2 fixed	0°-70°	510.2701
		2 fixed	30°	510.2701.30
		1 fixed	0°-70°	510.2702
		1 fixed	30°	510.2702.30

## Trocar Sleeves - for Endoscopes with Ø 1,7 mm & Ø 1,9 mm



Product	Stopcocks	for Endoscope with			REF.-NO. :
		Ø	WL	Direction of view	
Trocar Sleeve	2 rotatable	1,7 mm	60 mm	0°-15°	510.1721
Trocar (sharp)					510.1703
Obturator (blunt)					510.1705
Trocar Sleeve	2 rotatable	1,7 mm	110 mm	0°-15°	510.1721.L
Trocar (sharp)					510.1703.L
Obturator (blunt)					510.1705.L
Trocar Sleeve	2 rotatable	1,9 mm	69 mm	0°	510.1921
					1,9 mm
Trocar (sharp)		510.1903			
Obturator (blunt)	510.1905				
Trocar Sleeve	2 rotatable	1,9 mm	102 mm	0°	510.1921.L
					1,9 mm
Trocar (sharp)		510.1903.L			
Obturator (blunt)	510.1905.L				

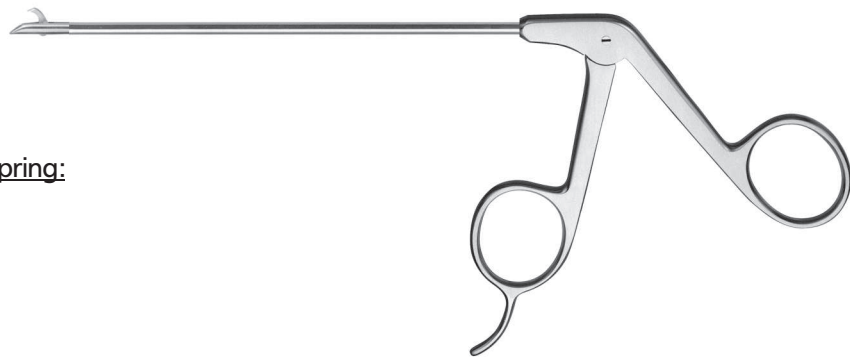
## Hook Punches - Cut 5 x 1,6 mm - Ø 3,4 mm - WL 13 cm

With Scoop:



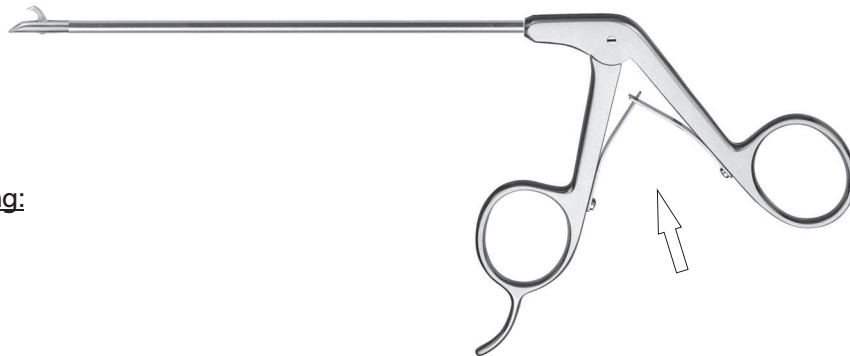
Jaw Part Straight !

Handle without spreading spring:



Sheath tube Straight REF.-NO.	Sheath tube curved LEFT REF.-NO.	Sheath tube curved RIGHT REF.-NO.	Sheath tube curved UP REF.-NO.	Sheath tube curved DOWN REF.-NO.:
541.3101	30° 541.3104 45° 541.3105	30° 541.3102 45° 541.3103	7° 541.3106 15° 541.3107	7° 541.3108 15° 541.3109

Handle with spreading spring:



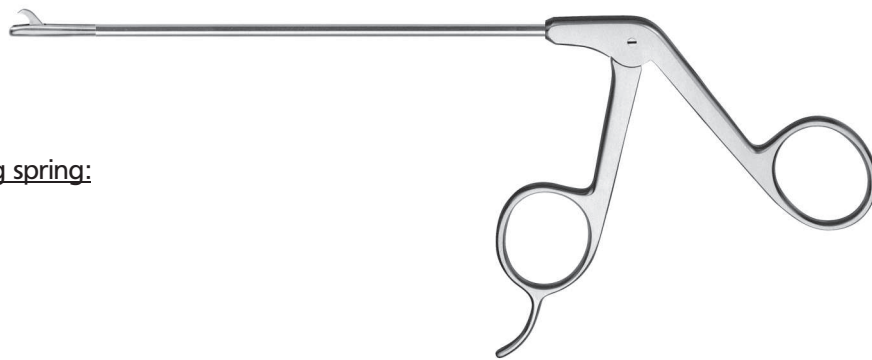
Sheath tube Straight REF.-NO.	Sheath tube curved LEFT REF.-NO.	Sheath tube curved RIGHT REF.-NO.	Sheath tube curved UP REF.-NO.	Sheath tube curved DOWN REF.-NO.:
541.4101	30° 541.4104 45° 541.4105	30° 541.4102 45° 541.4103	7° 541.4106 15° 541.4107	7° 541.4108 15° 541.4109

## Hook Punches - Cut 5 x 1,6 mm - Ø 3,4 mm - WL 13 cm



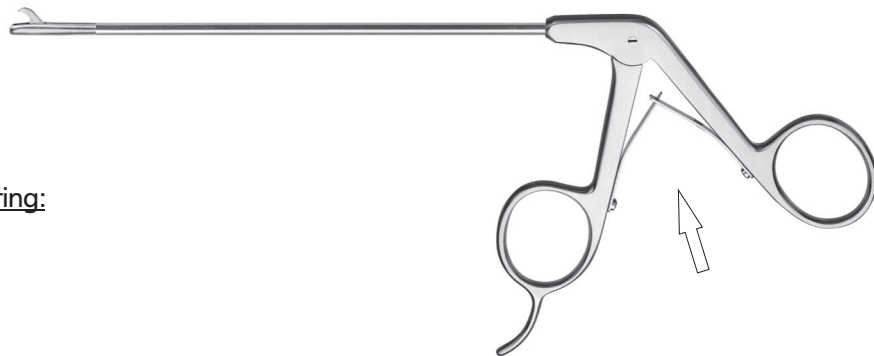
Jaw Part Straight !

Handle without spreading spring:



Sheath tube Straight REF.-NO.	Sheath tube curved LEFT REF.-NO.	Sheath tube curved RIGHT REF.-NO.	Sheath tube curved UP REF.-NO.	Sheath tube curved DOWN REF.-NO.:
541.3201	30° 541.3204 45° 541.3205	30° 541.3202 45° 541.3203	7° 541.3206 15° 541.3207	7° 541.3208 15° 541.3209

Handle with spreading spring:



Sheath tube Straight REF.-NO.	Sheath tube curved LEFT REF.-NO.	Sheath tube curved RIGHT REF.-NO.	Sheath tube curved UP REF.-NO.	Sheath tube curved DOWN REF.-NO.:
541.4201	30° 541.4204 45° 541.4205	30° 541.4202 45° 541.4203	7° 541.4206 15° 541.4207	7° 541.4208 15° 541.4209

## Hook Punches - Cut 5 x 1,6 mm - Ø 3,4 mm - WL 13 cm

With Scoop:



Jaw Part 15° angled upward !



Handle without spreading spring:



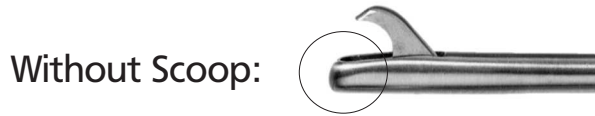
Sheath tube Straight REF.-NO.	Sheath tube curved LEFT REF.-NO.	Sheath tube curved RIGHT REF.-NO.	Sheath tube curved UP REF.-NO.	Sheath tube curved DOWN REF.-NO.:
541.4301	30° 541.4304 45° 541.4305	30° 541.4302 45° 541.4303	7° 541.4306 15° 541.4307	7° 541.4308 15° 541.4309

Handle with spreading spring:



Sheath tube Straight REF.-NO.	Sheath tube curved LEFT REF.-NO.	Sheath tube curved RIGHT REF.-NO.	Sheath tube curved UP REF.-NO.	Sheath tube curved DOWN REF.-NO.:
541.4401	30° 541.4404 45° 541.4405	30° 541.4402 45° 541.4403	7° 541.4406 15° 541.4407	7° 541.4408 15° 541.4409

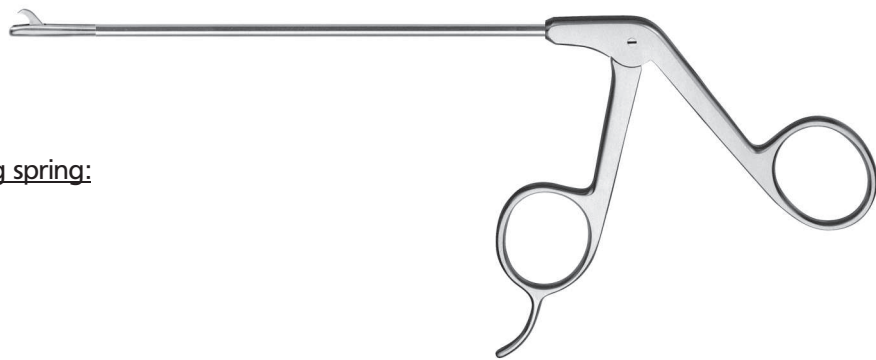
## Hook Punches - Cut 5 x 1,6 mm - Ø 3,4 mm - WL 13 cm



Jaw Part 15° angled upward !

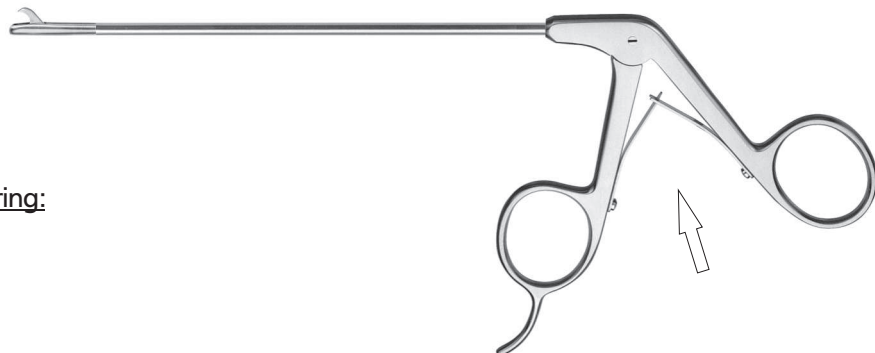


Handle without spreading spring:



Sheath tube Straight REF.-NO.	Sheath tube curved LEFT REF.-NO.	Sheath tube curved RIGHT REF.-NO.	Sheath tube curved UP REF.-NO.	Sheath tube curved DOWN REF.-NO.:
541.4501	30° 541.4504 45° 541.4505	30° 541.4502 45° 541.4503	7° 541.4506 15° 541.4507	7° 541.4508 15° 541.4509

Handle with spreading spring:



Sheath tube Straight REF.-NO.	Sheath tube curved LEFT REF.-NO.	Sheath tube curved RIGHT REF.-NO.	Sheath tube curved UP REF.-NO.	Sheath tube curved DOWN REF.-NO.:
541.4601	30° 541.4604 45° 541.4605	30° 541.4602 45° 541.4603	7° 541.4606 15° 541.4607	7° 541.4608 15° 541.4609

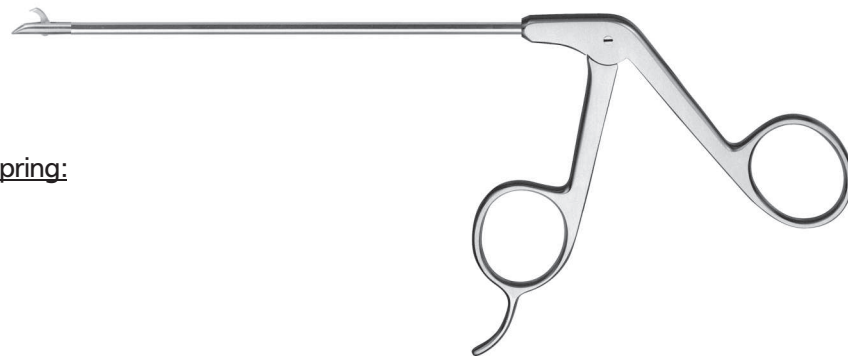
## Hook Punches - Cut 4 x 1,2 mm - Ø 2,8 mm - WL 13 cm

With Scoop:



Jaw Part Straight !

Handle without spreading spring:



Sheath tube Straight REF.-NO.	Sheath tube curved LEFT REF.-NO.	Sheath tube curved RIGHT REF.-NO.	Sheath tube curved UP REF.-NO.	Sheath tube curved DOWN REF.-NO.:
541.2101	30° 541.2104 45° 541.2105	30° 541.2102 45° 541.2103	7° 541.2106 15° 541.2107	7° 541.2108 15° 541.2109

Handle with spreading spring:



Sheath tube Straight REF.-NO.	Sheath tube curved LEFT REF.-NO.	Sheath tube curved RIGHT REF.-NO.	Sheath tube curved UP REF.-NO.	Sheath tube curved DOWN REF.-NO.:
541.2301	30° 541.2304 45° 541.2305	30° 541.2302 45° 541.2303	7° 541.2306 15° 541.2307	7° 541.2308 15° 541.2309

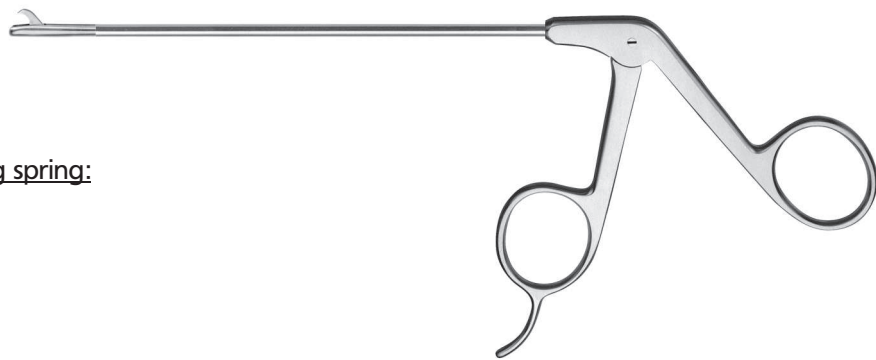
## Hook Punches - Cut 4 x 1,2 mm - Ø 2,8 mm - WL 13 cm

Without Scoop:



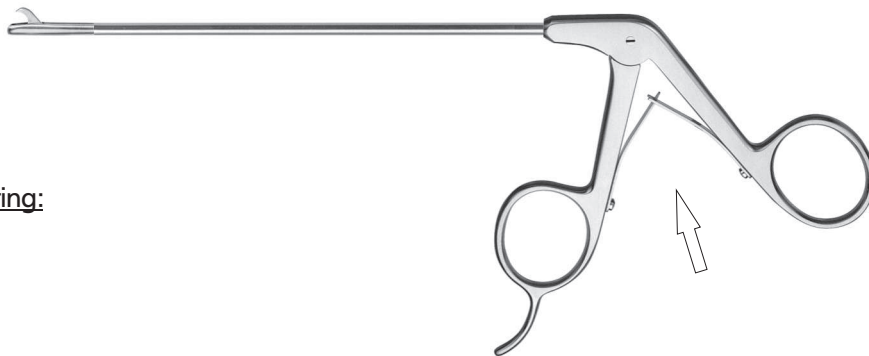
Jaw Part Straight !

Handle without spreading spring:



Sheath tube Straight REF.-NO.	Sheath tube curved LEFT REF.-NO.	Sheath tube curved RIGHT REF.-NO.	Sheath tube curved UP REF.-NO.	Sheath tube curved DOWN REF.-NO.:
541.2201	30° 541.2204 45° 541.2205	30° 541.2202 45° 541.2203	7° 541.2206 15° 541.2207	7° 541.2208 15° 541.2209

Handle with spreading spring:



Sheath tube Straight REF.-NO.	Sheath tube curved LEFT REF.-NO.	Sheath tube curved RIGHT REF.-NO.	Sheath tube curved UP REF.-NO.	Sheath tube curved DOWN REF.-NO.:
541.2601	30° 541.2604 45° 541.2605	30° 541.2602 45° 541.2603	7° 541.2606 15° 541.2607	7° 541.2608 15° 541.2609



## Hook Punches - Cut 4 x 1,2 mm - Ø 2,8 mm - WL 13 cm

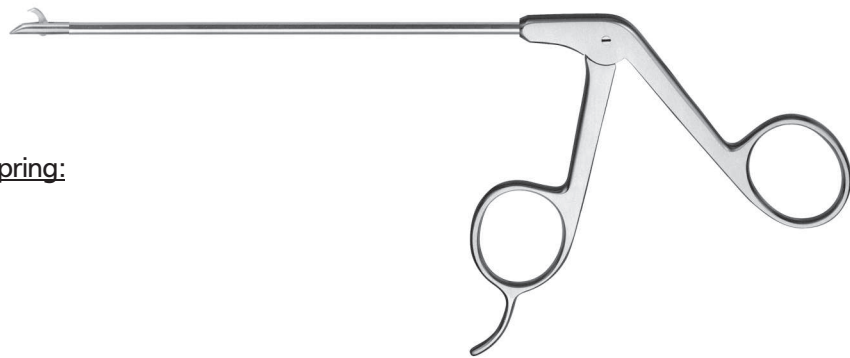
With Scoop:



Jaw Part 15° angled upward !

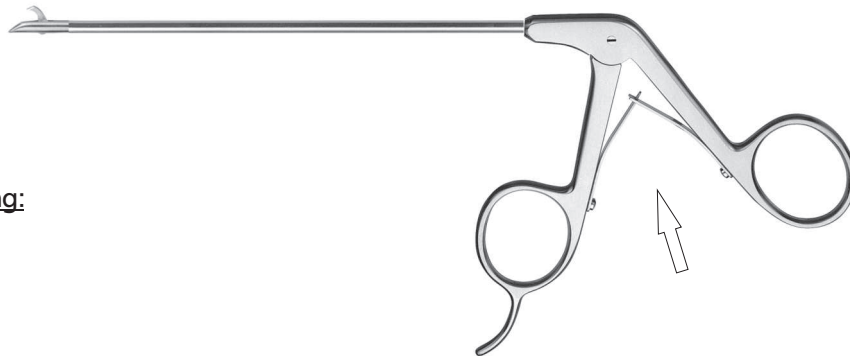


Handle without spreading spring:



Sheath tube Straight REF.-NO.	Sheath tube curved LEFT REF.-NO.	Sheath tube curved RIGHT REF.-NO.	Sheath tube curved UP REF.-NO.	Sheath tube curved DOWN REF.-NO.:
541.2701	30° 541.2704 45° 541.2705	30° 541.2702 45° 541.2703	7° 541.2706 15° 541.2707	7° 541.2708 15° 541.2709

Handle with spreading spring:



Sheath tube Straight REF.-NO.	Sheath tube curved LEFT REF.-NO.	Sheath tube curved RIGHT REF.-NO.	Sheath tube curved UP REF.-NO.	Sheath tube curved DOWN REF.-NO.:
541.2801	30° 541.2804 45° 541.2805	30° 541.2802 45° 541.2803	7° 541.2806 15° 541.2807	7° 541.2808 15° 541.2809

## Hook Punches - Cut 4 x 1,2 mm - Ø 2,8 mm - WL 13 cm


Without Scoop:



Jaw Part 15° angled upward !

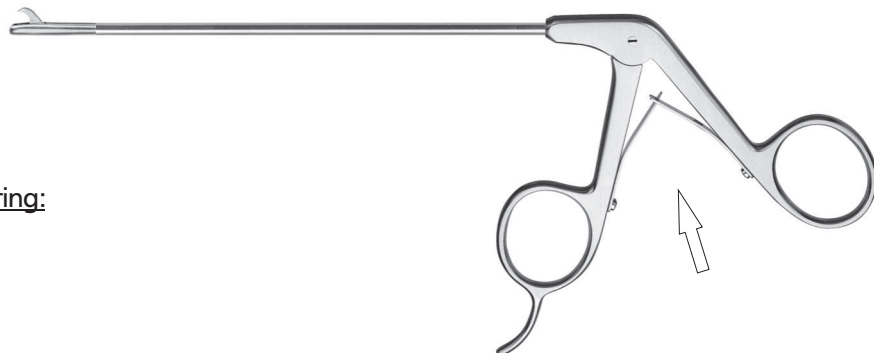


Handle without spreading spring:



Sheath tube Straight REF.-NO.	Sheath tube curved LEFT REF.-NO.	Sheath tube curved RIGHT REF.-NO.	Sheath tube curved UP REF.-NO.	Sheath tube curved DOWN REF.-NO.:
541.2901	30° 541.2904 45° 541.2905	30° 541.2902 45° 541.2903	7° 541.2906 15° 541.2907	7° 541.2908 15° 541.2909

Handle with spreading spring:

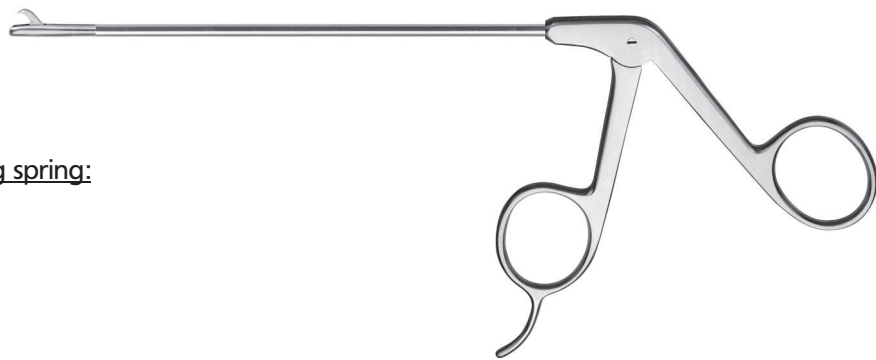


Sheath tube Straight REF.-NO.	Sheath tube curved LEFT REF.-NO.	Sheath tube curved RIGHT REF.-NO.	Sheath tube curved UP REF.-NO.	Sheath tube curved DOWN REF.-NO.:
541.3001	30° 541.3004 45° 541.3005	30° 541.3002 45° 541.3003	7° 541.3006 15° 541.3007	7° 541.3008 15° 541.3009

Scissors Punches - Cut 0,8 x 5,5 mm - Ø 3,4 mm - WL 13 cm

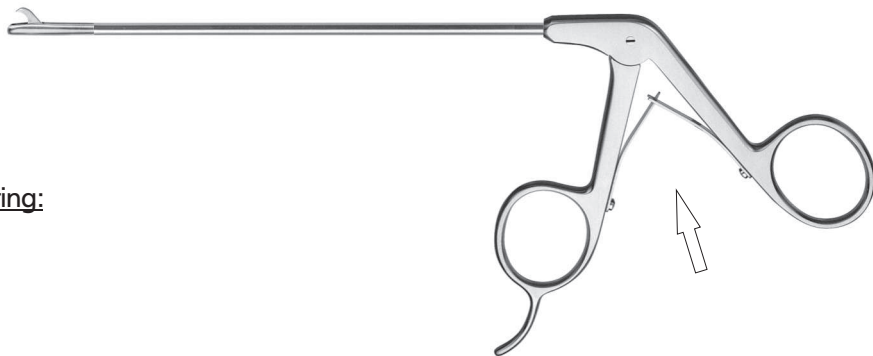


Handle without spreading spring:



Sheath tube Straight REF.-NO.	Sheath tube curved LEFT REF.-NO.	Sheath tube curved RIGHT REF.-NO.	Sheath tube curved UP REF.-NO.	Sheath tube curved DOWN REF.-NO.:
541.6601	30° 541.6604 45° 541.6605	30° 541.6602 45° 541.6603	7° 541.6606 15° 541.6607	7° 541.6608 15° 541.6609

Handle with spreading spring:



Sheath tube Straight REF.-NO.	Sheath tube curved LEFT REF.-NO.	Sheath tube curved RIGHT REF.-NO.	Sheath tube curved UP REF.-NO.	Sheath tube curved DOWN REF.-NO.:
541.6701	30° 541.6704 45° 541.6705	30° 541.6702 45° 541.6703	7° 541.6706 15° 541.6707	7° 541.6708 15° 541.6709

Slim Punches - Cut 6 x 2 mm - Ø 3,4 mm - WL 13 cm



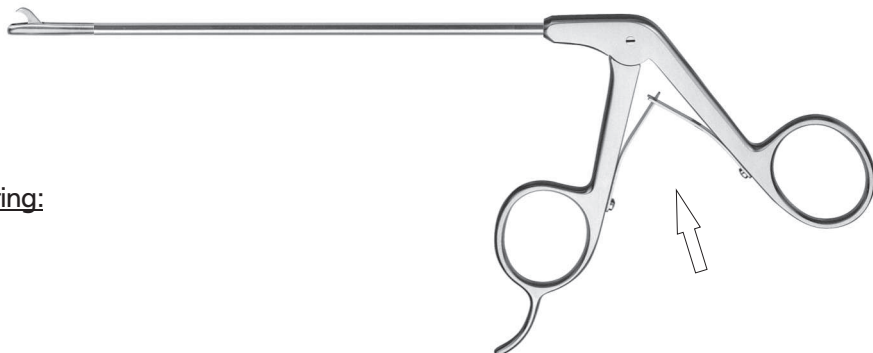
Jaw Part Straight !

Handle without spreading spring:



Sheath tube Straight REF.-NO.	Sheath tube curved LEFT REF.-NO.	Sheath tube curved RIGHT REF.-NO.	Sheath tube curved UP REF.-NO.	Sheath tube curved DOWN REF.-NO.:
541.6801	30° 541.6804 45° 541.6805	30° 541.6802 45° 541.6803	7° 541.6806 15° 541.6807	7° 541.6808 15° 541.6809

Handle with spreading spring:



Sheath tube Straight REF.-NO.	Sheath tube curved LEFT REF.-NO.	Sheath tube curved RIGHT REF.-NO.	Sheath tube curved UP REF.-NO.	Sheath tube curved DOWN REF.-NO.:
541.6901	30° 541.6904 45° 541.6905	30° 541.6902 45° 541.6903	7° 541.6906 15° 541.6907	7° 541.6908 15° 541.6909

Slim Punches - Cut 6 x 2 mm - Ø 3,4 mm - WL 13 cm

Jaw Part 15° angled upward !

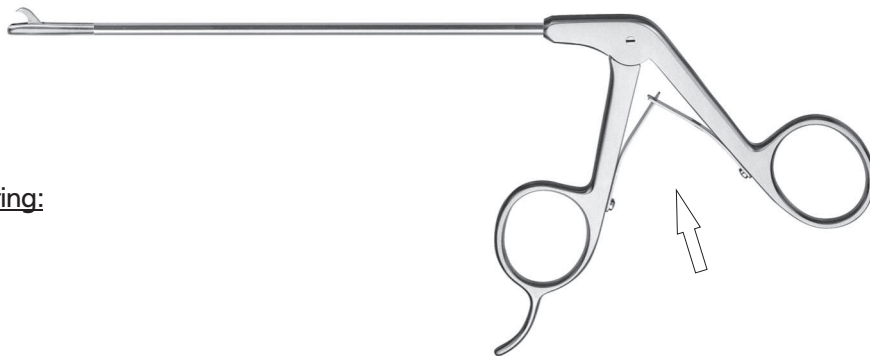


Handle without spreading spring:



Sheath tube Straight REF.-NO.	Sheath tube curved LEFT REF.-NO.	Sheath tube curved RIGHT REF.-NO.	Sheath tube curved UP REF.-NO.	Sheath tube curved DOWN REF.-NO.:
541.7001	30° 541.7004 45° 541.7005	30° 541.7002 45° 541.7003	7° 541.7006 15° 541.7007	7° 541.7008 15° 541.7009

Handle with spreading spring:




Sheath tube Straight REF.-NO.	Sheath tube curved LEFT REF.-NO.	Sheath tube curved RIGHT REF.-NO.	Sheath tube curved UP REF.-NO.	Sheath tube curved DOWN REF.-NO.:
541.7101	30° 541.7104 45° 541.7105	30° 541.7102 45° 541.7103	7° 541.7106 15° 541.7107	7° 541.7108 15° 541.7109

Slim Punches - Cut 5 x 1,6 mm - Ø 2,8 mm - WL 13 cm



Jaw Part Straight !

Handle without spreading spring:



Sheath tube Straight REF.-NO.	Sheath tube curved LEFT REF.-NO.	Sheath tube curved RIGHT REF.-NO.	Sheath tube curved UP REF.-NO.	Sheath tube curved DOWN REF.-NO.:
541.7201	30° 541.7204 45° 541.7205	30° 541.7202 45° 541.7203	7° 541.7206 15° 541.7207	7° 541.7208 15° 541.7209

Handle with spreading spring:




Sheath tube Straight REF.-NO.	Sheath tube curved LEFT REF.-NO.	Sheath tube curved RIGHT REF.-NO.	Sheath tube curved UP REF.-NO.	Sheath tube curved DOWN REF.-NO.:
541.7301	30° 541.7304 45° 541.7305	30° 541.7302 45° 541.7303	7° 541.7306 15° 541.7307	7° 541.7308 15° 541.7309

Slim Punches - Cut 5 x 1,6 mm - Ø 2,8 mm - WL 13 cm

Jaw Part 15° angled upward !

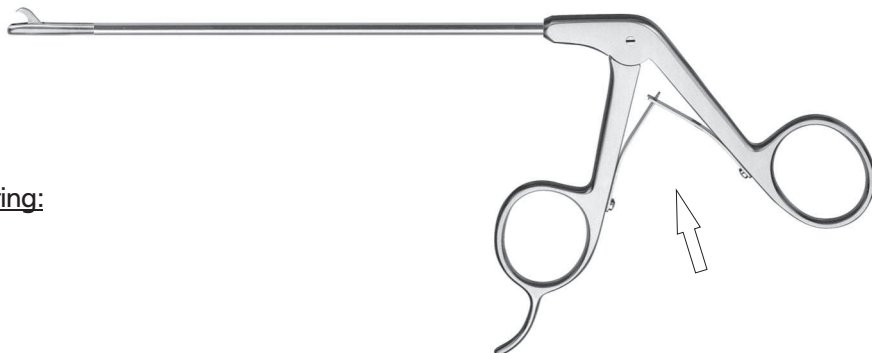


Handle without spreading spring:



Sheath tube Straight REF.-NO.	Sheath tube curved LEFT REF.-NO.	Sheath tube curved RIGHT REF.-NO.	Sheath tube curved UP REF.-NO.	Sheath tube curved DOWN REF.-NO.:
541.7401	30° 541.7404 45° 541.7405	30° 541.7402 45° 541.7403	7° 541.7406 15° 541.7407	7° 541.7408 15° 541.7409

Handle with spreading spring:



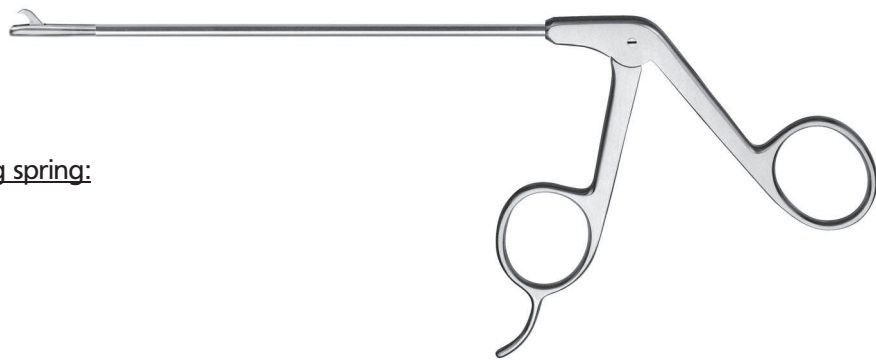
Sheath tube Straight REF.-NO.	Sheath tube curved LEFT REF.-NO.	Sheath tube curved RIGHT REF.-NO.	Sheath tube curved UP REF.-NO.	Sheath tube curved DOWN REF.-NO.:
541.7501	30° 541.7504 45° 541.7505	30° 541.7502 45° 541.7503	7° 541.7506 15° 541.7507	7° 541.7508 15° 541.7509

Wide Square Punches - Cut 4 x 4 mm - Ø 3,4 mm - WL 13 cm

Straight:

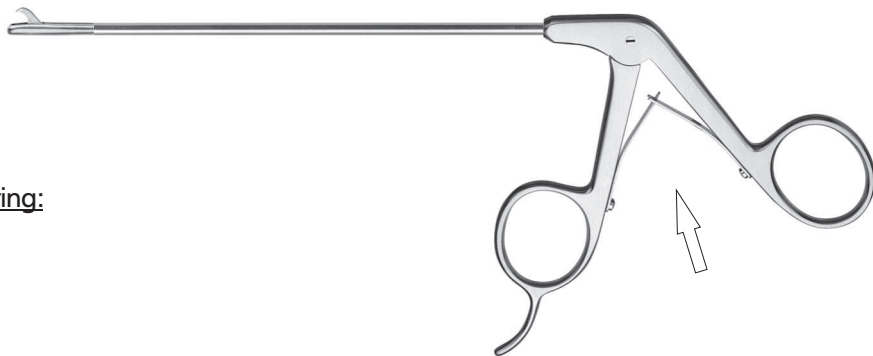


Handle without spreading spring:



Sheath tube Straight REF.-NO.	Sheath tube curved LEFT REF.-NO.	Sheath tube curved RIGHT REF.-NO.	Sheath tube curved UP REF.-NO.	Sheath tube curved DOWN REF.-NO.:
541.5001	30° 541.5004 45° 541.5005	30° 541.5002 45° 541.5003	7° 541.5006 15° 541.5007	7° 541.5008 15° 541.5009

Handle with spreading spring:



Sheath tube Straight REF.-NO.	Sheath tube curved LEFT REF.-NO.	Sheath tube curved RIGHT REF.-NO.	Sheath tube curved UP REF.-NO.	Sheath tube curved DOWN REF.-NO.:
541.5101	30° 541.5104 45° 541.5105	30° 541.5102 45° 541.5103	7° 541.5106 15° 541.5107	7° 541.5108 15° 541.5109



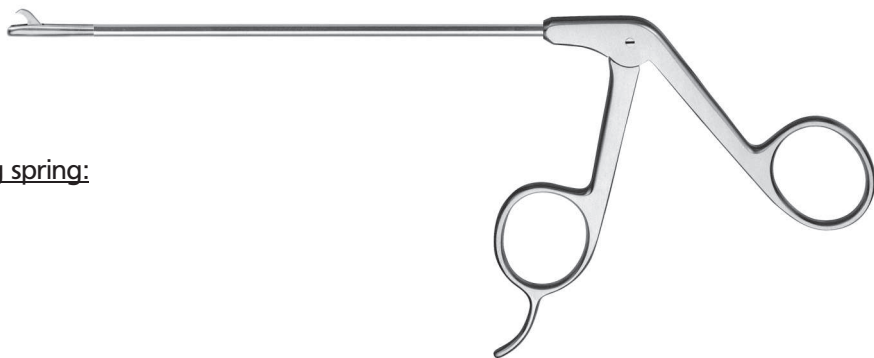
Wide Square Punches - Cut 4 x 4 mm - Ø 3,4 mm - WL 13 cm



Jaw Part 15° angled upward !

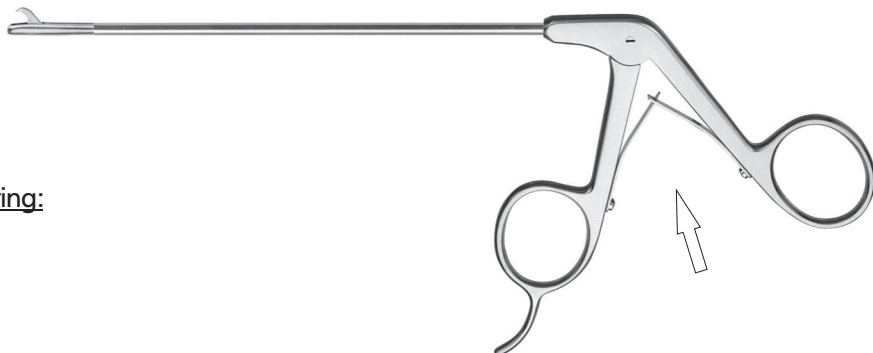


Handle without spreading spring:



Sheath tube Straight REF.-NO.	Sheath tube curved LEFT REF.-NO.	Sheath tube curved RIGHT REF.-NO.	Sheath tube curved UP REF.-NO.	Sheath tube curved DOWN REF.-NO.:
541.6401	30° 541.6404 45° 541.6405	30° 541.6402 45° 541.6403	7° 541.6406 15° 541.6407	7° 541.6408 15° 541.6409

Handle with spreading spring:



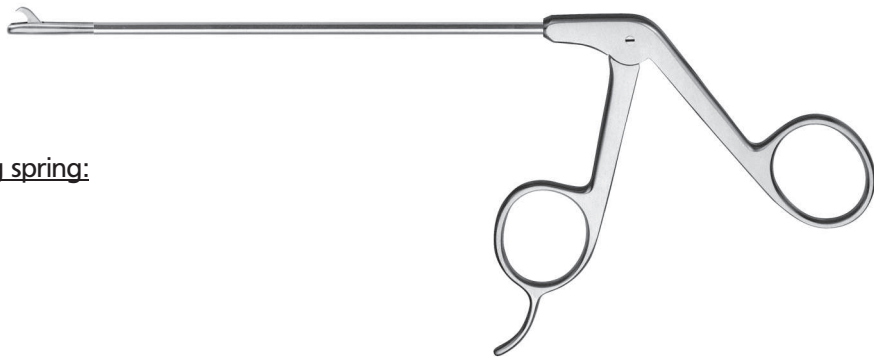
Sheath tube Straight REF.-NO.	Sheath tube curved LEFT REF.-NO.	Sheath tube curved RIGHT REF.-NO.	Sheath tube curved UP REF.-NO.	Sheath tube curved DOWN REF.-NO.:
541.6501	30° 541.6504 45° 541.6505	30° 541.6502 45° 541.6503	7° 541.6506 15° 541.6507	7° 541.6508 15° 541.6509

Wide Square Punches - Cut 4 x 4 mm - Ø 3,4 mm - WL 13 cm

90° Right:

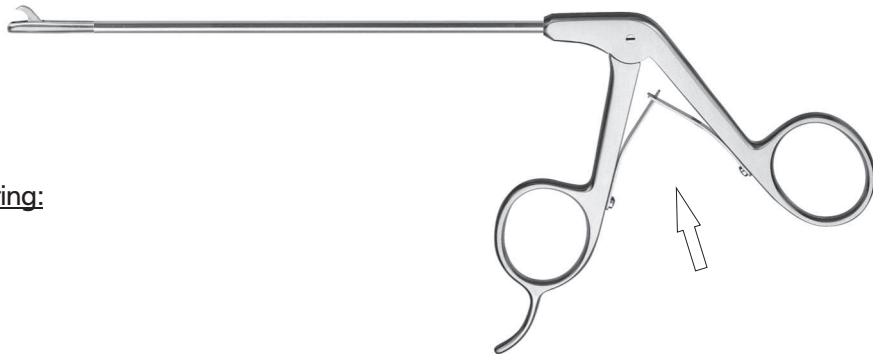


Handle without spreading spring:



Sheath tube Straight REF.-NO.	Sheath tube curved LEFT REF.-NO.	Sheath tube curved RIGHT REF.-NO.	Sheath tube curved UP REF.-NO.	Sheath tube curved DOWN REF.-NO.:
541.5201	30° 541.5204 45° 541.5205	30° 541.5202 45° 541.5203	7° 541.5206 15° 541.5207	7° 541.5208 15° 541.5209

Handle with spreading spring:



Sheath tube Straight REF.-NO.	Sheath tube curved LEFT REF.-NO.	Sheath tube curved RIGHT REF.-NO.	Sheath tube curved UP REF.-NO.	Sheath tube curved DOWN REF.-NO.:
541.5301	30° 541.5304 45° 541.5305	30° 541.5302 45° 541.5303	7° 541.5306 15° 541.5307	7° 541.5308 15° 541.5309

Wide Square Punches - Cut 4 x 4 mm - Ø 3,4 mm - WL 13 cm

90° Left:




Handle without spreading spring:



Sheath tube Straight REF.-NO.	Sheath tube curved LEFT REF.-NO.	Sheath tube curved RIGHT REF.-NO.	Sheath tube curved UP REF.-NO.	Sheath tube curved DOWN REF.-NO.:
541.5401	30° 541.5404 45° 541.5405	30° 541.5402 45° 541.5403	7° 541.5406 15° 541.5407	7° 541.5408 15° 541.5409

Handle with spreading spring:




Sheath tube Straight REF.-NO.	Sheath tube curved LEFT REF.-NO.	Sheath tube curved RIGHT REF.-NO.	Sheath tube curved UP REF.-NO.	Sheath tube curved DOWN REF.-NO.:
541.5501	30° 541.5504 45° 541.5505	30° 541.5502 45° 541.5503	7° 541.5506 15° 541.5507	7° 541.5508 15° 541.5509

Large Punches - Cut 5 x 4,5 mm - Ø 3,4 mm - WL 13 cm



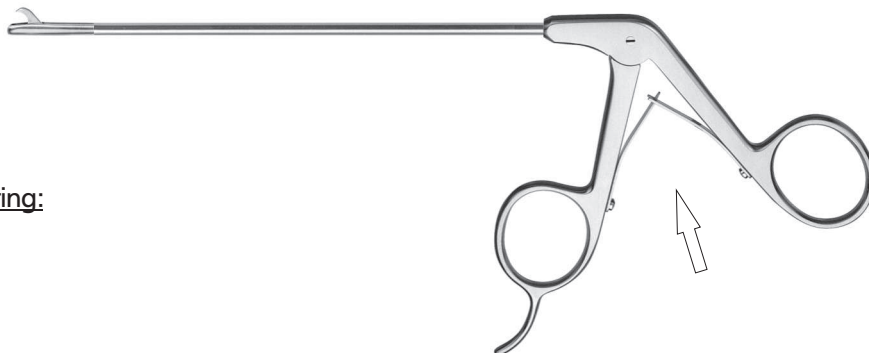
Jaw Part Straight !

Handle without spreading spring:



Sheath tube Straight REF.-NO.	Sheath tube curved LEFT REF.-NO.	Sheath tube curved RIGHT REF.-NO.	Sheath tube curved UP REF.-NO.	Sheath tube curved DOWN REF.-NO.:
541.5601	30° 541.5604 45° 541.5605	30° 541.5602 45° 541.5603	7° 541.5606 15° 541.5607	7° 541.5608 15° 541.5609

Handle with spreading spring:



Sheath tube Straight REF.-NO.	Sheath tube curved LEFT REF.-NO.	Sheath tube curved RIGHT REF.-NO.	Sheath tube curved UP REF.-NO.	Sheath tube curved DOWN REF.-NO.:
541.5701	30° 541.5704 45° 541.5705	30° 541.5702 45° 541.5703	7° 541.5706 15° 541.5707	7° 541.5708 15° 541.5709

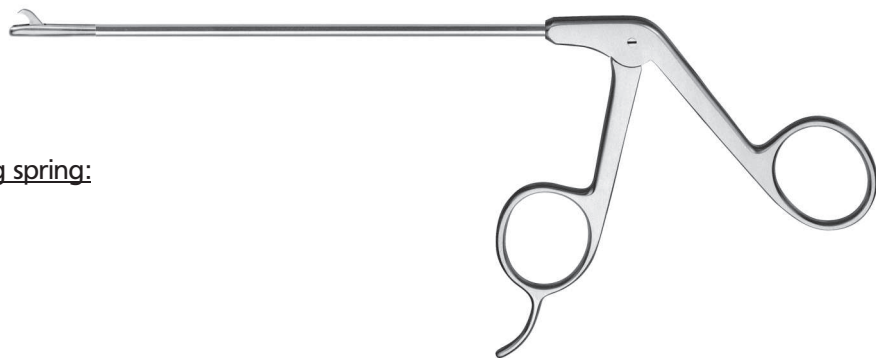
Large Punches - Cut 5 x 4,5 mm - Ø 3,4 mm - WL 13 cm



Jaw Part 15° angled upward !



Handle without spreading spring:



Sheath tube Straight REF.-NO.	Sheath tube curved LEFT REF.-NO.	Sheath tube curved RIGHT REF.-NO.	Sheath tube curved UP REF.-NO.	Sheath tube curved DOWN REF.-NO.:
541.5801	30° 541.5804 45° 541.5805	30° 541.5802 45° 541.5803	7° 541.5806 15° 541.5807	7° 541.5808 15° 541.5809

Handle with spreading spring:




Sheath tube Straight REF.-NO.	Sheath tube curved LEFT REF.-NO.	Sheath tube curved RIGHT REF.-NO.	Sheath tube curved UP REF.-NO.	Sheath tube curved DOWN REF.-NO.:
541.5901	30° 541.5904 45° 541.5905	30° 541.5902 45° 541.5903	7° 541.5906 15° 541.5907	7° 541.5908 15° 541.5909

Extra Large Punches - Cut 6 x 3,5 mm - Ø 3,4 mm - WL 13 cm



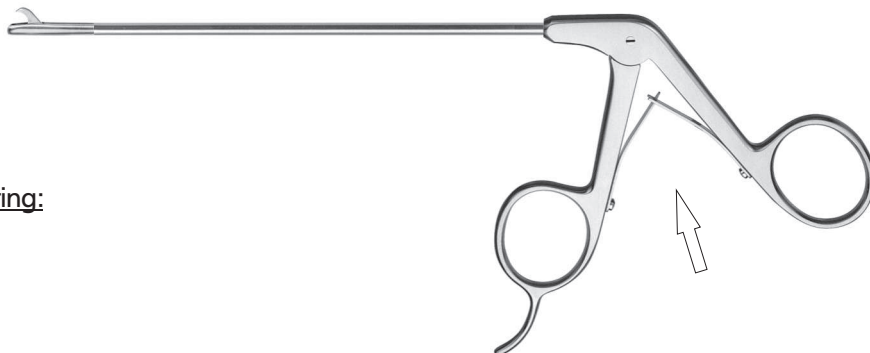
Jaw Part Straight !

Handle without spreading spring:




Sheath tube Straight REF.-NO.	Sheath tube curved LEFT REF.-NO.	Sheath tube curved RIGHT REF.-NO.	Sheath tube curved UP REF.-NO.	Sheath tube curved DOWN REF.-NO.:
541.6001	30° 541.6004 45° 541.6005	30° 541.6002 45° 541.6003	7° 541.6006 15° 541.6007	7° 541.6008 15° 541.6009

Handle with spreading spring:



Sheath tube Straight REF.-NO.	Sheath tube curved LEFT REF.-NO.	Sheath tube curved RIGHT REF.-NO.	Sheath tube curved UP REF.-NO.	Sheath tube curved DOWN REF.-NO.:
541.6101	30° 541.6104 45° 541.6105	30° 541.6102 45° 541.6103	7° 541.6106 15° 541.6107	7° 541.6108 15° 541.6109

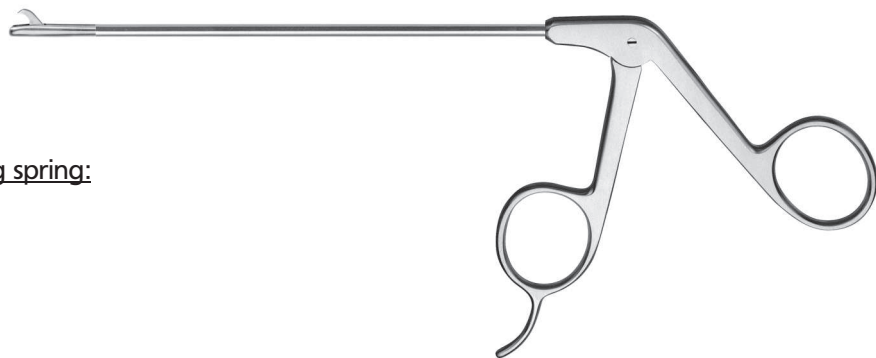
Extra Large Punches - Cut 6 x 3,5 mm - Ø 3,4 mm - WL 13 cm



Jaw Part 15° angled upward !

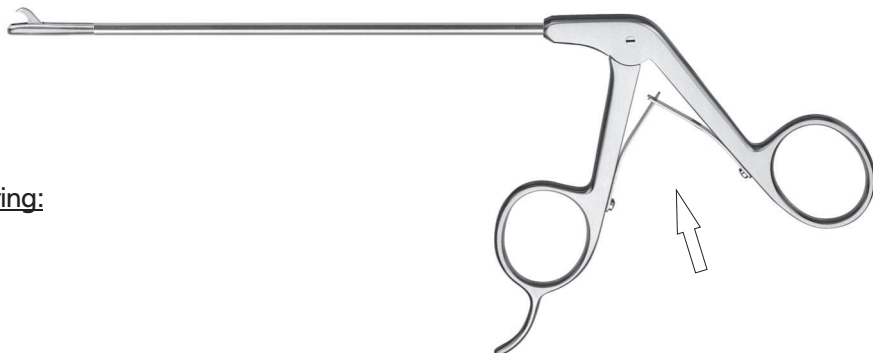


Handle without spreading spring:



Sheath tube Straight REF.-NO.	Sheath tube curved LEFT REF.-NO.	Sheath tube curved RIGHT REF.-NO.	Sheath tube curved UP REF.-NO.	Sheath tube curved DOWN REF.-NO.:
541.6201	30° 541.6204 45° 541.6205	30° 541.6202 45° 541.6203	7° 541.6206 15° 541.6207	7° 541.6208 15° 541.6209

Handle with spreading spring:




Sheath tube Straight REF.-NO.	Sheath tube curved LEFT REF.-NO.	Sheath tube curved RIGHT REF.-NO.	Sheath tube curved UP REF.-NO.	Sheath tube curved DOWN REF.-NO.:
541.6301	30° 541.6304 45° 541.6305	30° 541.6302 45° 541.6303	7° 541.6306 15° 541.6307	7° 541.6308 15° 541.6309

Special Punches - Ø 3,4 mm - WL 13 cm

With Scoop:



Handle without spreading spring:



Retro Punch - Cut 3,8 x 2,4 mm  
RIGHT LEFT  
REF.-NO. REF.-NO.

Punch 45° - Cut 3,5 x 1,6 mm  
RIGHT LEFT  
REF.-NO. REF.-NO.


Punch 90° - Cut 5 x 1,6 mm  
RIGHT LEFT  
REF.-NO. REF.-NO. :

541.3800.R 541.3800.L

541.3803 541.3807

541.3811 541.3815

Handle with spreading spring:



Retro Punch - Cut 3,8 x 2,4 mm  
RIGHT LEFT  
REF.-NO. REF.-NO.

Punch 45° - Cut 3,5 x 1,6 mm  
RIGHT LEFT  
REF.-NO. REF.-NO.

Punch 90° - Cut 5 x 1,6 mm  
RIGHT LEFT  
REF.-NO. REF.-NO. :

541.3801.R 541.3801.L

541.3805 541.3809

541.3813 541.3817

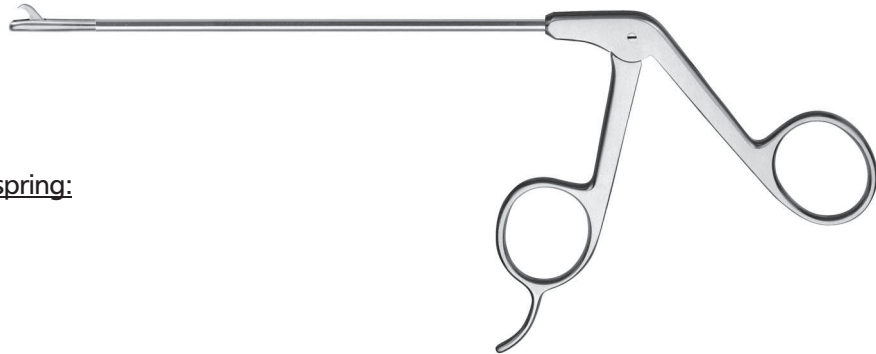


Special Punches - Ø 3,4 mm - WL 13 cm

Without Scoop:



Handle without spreading spring:



Retro Punch - Cut 3,8 x 2,4 mm  
RIGHT LEFT  
REF.-NO. REF.-NO.

- -



Punch 45° - Cut 3,5 x 1,6 mm  
RIGHT LEFT  
REF.-NO. REF.-NO.

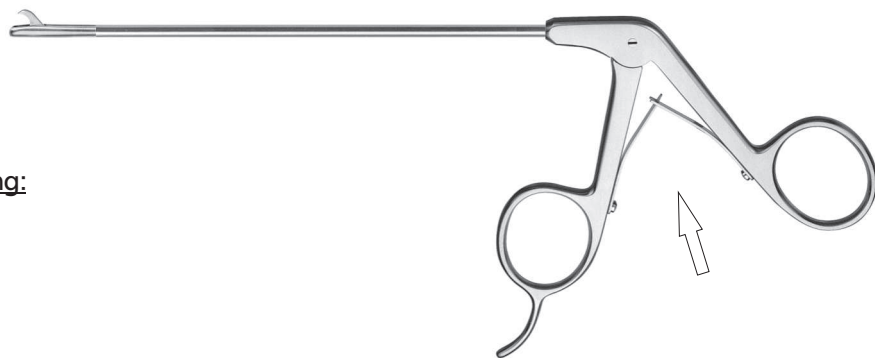
541.3802 541.3806



Punch 90° - Cut 5 x 1,6 mm  
RIGHT LEFT  
REF.-NO. REF.-NO. :

541.3810 541.3814

Handle with spreading spring:



Retro Punch - Cut 3,8 x 2,4 mm  
RIGHT LEFT  
REF.-NO. REF.-NO.

- -



Punch 45° - Cut 3,5 x 1,6 mm  
RIGHT LEFT  
REF.-NO. REF.-NO.

541.3804 541.3808



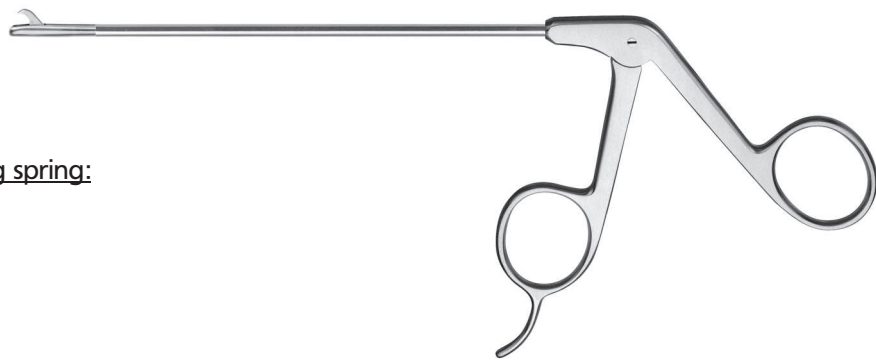
Punch 90° - Cut 5 x 1,6 mm  
RIGHT LEFT  
REF.-NO. REF.-NO. :

541.3812 541.3816

## Hook Scissors - Ø 3,4 mm - WL 13 cm

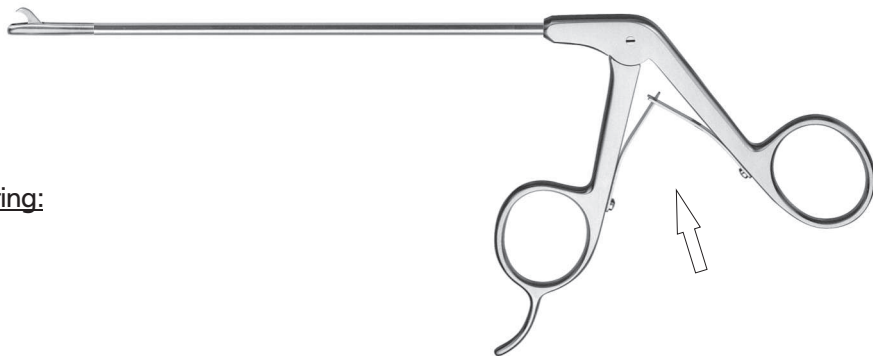


Handle without spreading spring:



Sheath tube Straight REF.-NO.	Sheath tube curved LEFT REF.-NO.	Sheath tube curved RIGHT REF.-NO.	Sheath tube curved UP REF.-NO.	Sheath tube curved DOWN REF.-NO.:
541.7601	30° 541.7604 45° 541.7605	30° 541.7602 45° 541.7603	7° 541.7606 15° 541.7607	7° 541.7608 15° 541.7609

Handle with spreading spring:

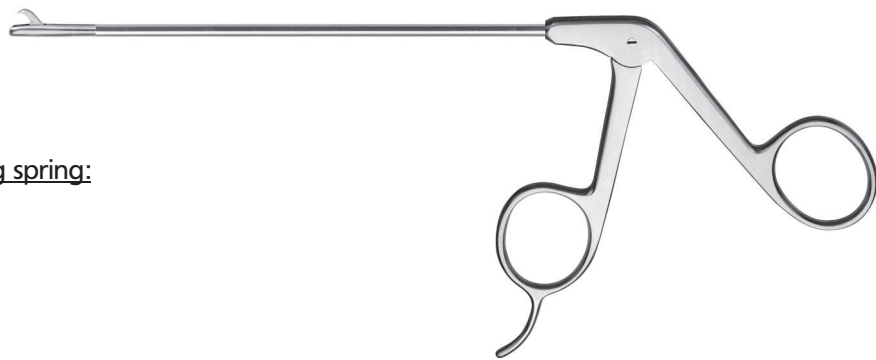


Sheath tube Straight REF.-NO.	Sheath tube curved LEFT REF.-NO.	Sheath tube curved RIGHT REF.-NO.	Sheath tube curved UP REF.-NO.	Sheath tube curved DOWN REF.-NO.:
541.7701	30° 541.7704 45° 541.7705	30° 541.7702 45° 541.7703	7° 541.7706 15° 541.7707	7° 541.7708 15° 541.7709

## Hook Scissors - Ø 2,8 mm - WL 13 cm

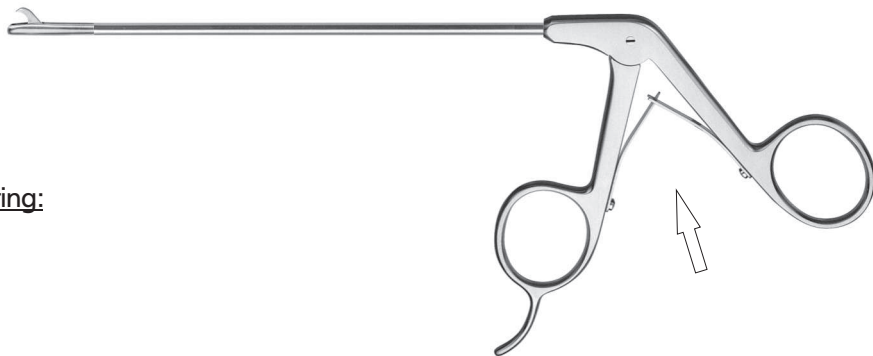


Handle without spreading spring:



Sheath tube Straight REF.-NO.	Sheath tube curved LEFT REF.-NO.	Sheath tube curved RIGHT REF.-NO.	Sheath tube curved UP REF.-NO.	Sheath tube curved DOWN REF.-NO.:
541.7801	30° 541.7804 45° 541.7805	30° 541.7802 45° 541.7803	7° 541.7806 15° 541.7807	7° 541.7808 15° 541.7809

Handle with spreading spring:



Sheath tube Straight REF.-NO.	Sheath tube curved LEFT REF.-NO.	Sheath tube curved RIGHT REF.-NO.	Sheath tube curved UP REF.-NO.	Sheath tube curved DOWN REF.-NO.:
541.7901	30° 541.7904 45° 541.7905	30° 541.7902 45° 541.7903	7° 541.7906 15° 541.7907	7° 541.7908 15° 541.7909

## Biopsy & Grasping Forceps - Ø 3,4 mm - WL 13 cm

Handle without ratchet:



Alligator Grasping Forceps

REF.-NO.

541.3501



Grasping Forceps  
1 x 2 teeth

REF.-NO.

541.3503



Biopsy &  
Grasping Forceps

REF.-NO.

541.3507



Excision & Reduction forceps  
with thorn                      without thorn


REF.-NO.

541.3509

REF.-NO. :

541.3510

Handle with ratchet:



Alligator Grasping Forceps

REF.-NO.

541.3502



Grasping Forceps  
1 x 2 teeth

REF.-NO.

541.3504



Biopsy &  
Grasping Forceps

REF.-NO.

541.3508



Excision & Reduction forceps  
with thorn                      without thorn

REF.-NO.

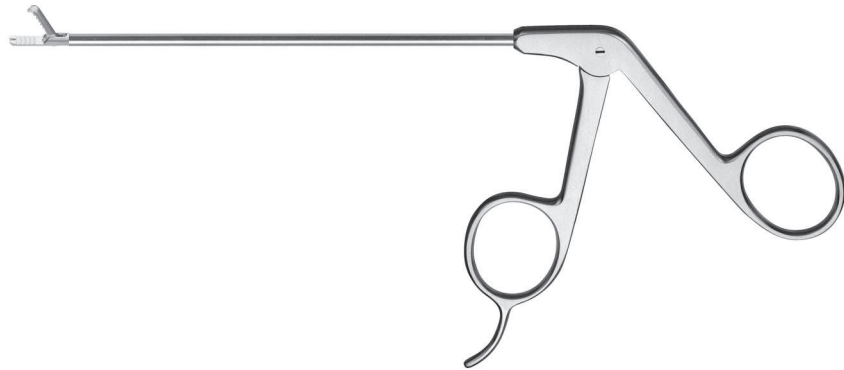
-

REF.-NO. :

-

## Biopsy & Grasping Forceps - Ø 2,8 mm - WL 13 cm

Handle without ratchet:



Alligator Grasping Forceps

REF.-NO.

541.2501



Grasping Forceps  
1 x 2 teeth

REF.-NO.

541.2503



Biopsy &  
Grasping Forceps

REF.-NO.

541.2507



Excision & Reduction forceps  
with thorn

REF.-NO.

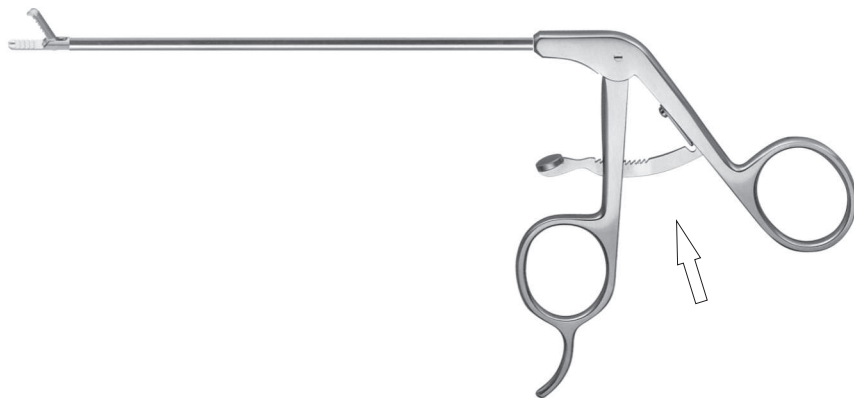
541.2509

Excision & Reduction forceps  
without thorn

REF.-NO. :

541.2510

Handle with ratchet:



Alligator Grasping Forceps

REF.-NO.

541.2502



Grasping Forceps  
1 x 2 teeth

REF.-NO.

541.2504



Biopsy &  
Grasping Forceps

REF.-NO.

541.2508



Excision & Reduction forceps  
with thorn

REF.-NO.

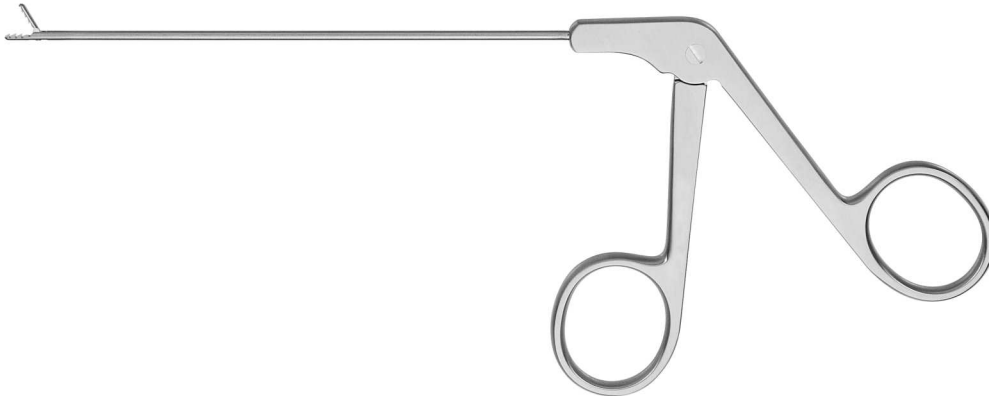
-

Excision & Reduction forceps  
without thorn

REF.-NO. :

-

Mini Instruments for Small Joints - Ø 2 mm - WL 10 cm



Hook Punch - Cut 0,9 x 3,5 mm

**REF.-NO.:**

**541.2012**



Hook Scissors

**541.2013**



Cup Forceps

**541.2011**



Alligator Grasping Forceps

**541.2010**















Grasping Forceps


**541.2014**

## Hand Instruments



			<u>REF.-NO.:</u>
	Hook probe graduated	Hook length 3 mm	530.4001
		Hook length 5 mm	530.4013
	Traditional sharp knife		530.4002
	Hook knife		530.4003
	Retrograde knife		530.4004
	Banana knife	smooth serrated	530.4005 530.4006
	Rosette knife		530.4007
	Smillie Meniscotome	3 mm	530.4009
		5 mm	530.4008
	Sickel knife		530.4010
	Spoon Ø 3 mm		530.4011
	Ring curette		530.4012

## Instruments for Second Puncture



Trocar sleeve with sharp and blunt obturator Ø 2,5 mm

**REF.-NO.:**

**510.2501**



Cannula for irrigation with stopcock  
LL-Connection, 7 cm length  
with obturator and trocar

**Ø** \_\_\_\_\_ **REF.-NO.:**

3,2 mm      **510.0432**

4,5 mm      **510.0433**